

Minude Track 48V Adjustable 1.8

Overview

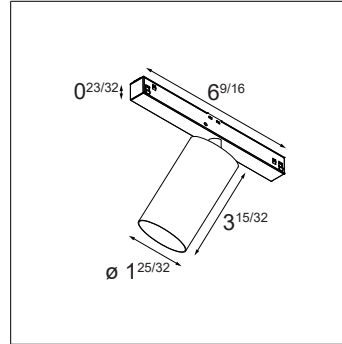


Bare and minimalistic, it's all in the twist. Our new miniature spot is an extremely simple cylinder-shaped light fixture with a lot to show. Endless applications, a variety of rich colors, phenomenal yogic flexibility. A deep-recessed light source for a glare-free light effect. To express a refined and minimalistic look & feel on walls or low ceiling executions, or to add on, as a stylish companion on our Pista track system. This little spot will make a big impression.

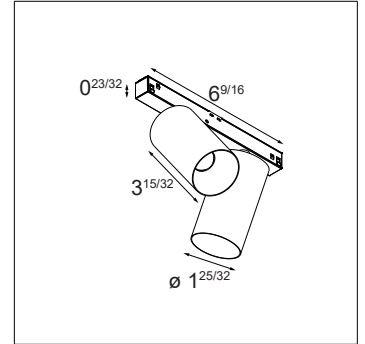
Minude Track 48V Adjustable 1.8

Luminaire Specifications

- For use with Pista 48V track systems
- Aperture: 1.7"
- Adjustability: 360° x 90°
- Body material: aluminum
- Body finish: chrome plating, powder coat, wet paint or anodisation
- Cast grey finish is slightly see-through and can still show natural color differences of the raw aluminum material
- Stem is always black
- Upon insertion, fixtures attach magnetically to the track
- Fixtures can be moved in the track by sliding
- Force to remove from track: 13.5lbs



Minude Track 48V Adjustable 1.8 1x



Minude Track 48V Adjustable 1.8 2x


Finish Information



Black Chrome (BLCR)
Plating (Glossy)



Black Structure (BLS)
Powder Coat (Matte)



White Structure (WHS)
Powder Coat (Matte)



Cast Grey (CGMT)
Wet Paint (Matte)




Black (BLBA)
Anodised (Brushed)



Bronze (BRBA)
Anodised (Brushed)



Champagne (CHBA)
Anodised (Brushed)



Silver Bronze (SBBA)
Anodised (Brushed)

Pista Track Compatibility

	Surface Track Suspended Track	Suspended Up / Down Track		Recessed Flanged Track	Recessed Trimless Track
		Up Portion	Down Portion		
Minude Track 48V Adjustable 1.8 1x	Ⓜ		Ⓜ	Ⓜ	Ⓜ
Minude Track 48V Adjustable 1.8 2x	Ⓜ		Ⓜ	Ⓜ	Ⓜ

See separate track datasheets for track information and accessories

Ordering Information

MINUD-T48-A-1.8	-		-		-	DY	-		-	
Minude Track 48V Adjustable 1.8		1X 1 Lamp		27 2700K		S Spot (16°)		DY Dry Location		0101 0-10V
		2X 2 Lamp		30 3000K		M Medium (29°)				D DALI
				35 3500K						
										BLCR Black Chrome
										BLS Black Structure
										WHS White Structure
										CGMT Cast Grey
										BLBA Black Brushed
										BRBA Bronze Brushed
										CHBA Champagne Brushed
										SBBA Silver Bronze Brushed

Minute Track 48V Adjustable 1.8

Performance Specifications (per luminaire)

	Fixed CCT (Spot)	Fixed CCT (Medium)
Weight (1x version)	0.5lbs	0.5lbs
Weight (2x version)	0.9lbs	0.9lbs
Adjustability	360° x 90°	360° x 90°
Location	dry	dry
CRI*	93, R9: 57	92, R9: 71
Lifetime	L90 B10 @ 50,000 hrs	L80 B20 @ 50,000 hrs
UGR	see website	see website

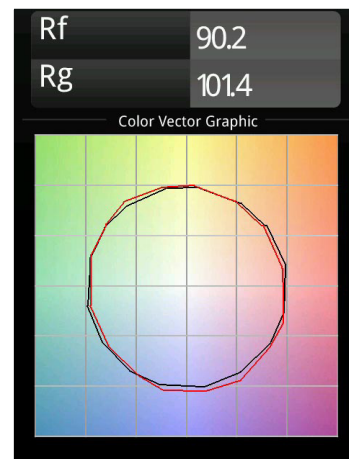
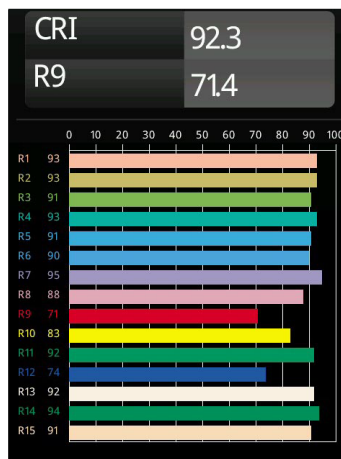
Electrical (typical)

Lamp Units	Dim Type	Input Voltage	Connected Load	Dim Level***
1x Fixed CCT (Spot)	0-10V	48VDC	7.5W	1%
1x Fixed CCT (Spot)	DALI**	48VDC	7.5W	1%
1x Fixed CCT (Medium)	0-10V	48VDC	11.0W	1%
1x Fixed CCT (Medium)	DALI**	48VDC	11.0W	1%
2x Fixed CCT (Spot)	0-10V	48VDC	14.5W	1%
2x Fixed CCT (Spot)	DALI**	48VDC	14.5W	1%
2x Fixed CCT (Medium)	0-10V	48VDC	19.5W	1%
2x Fixed CCT (Medium)	DALI**	48VDC	19.5W	1%

* CRI & TM-30 Value for 3000K

** Compatible with Casambi Wireless Pista Module. See track datasheets for more details

*** Consult the factory for dimmer compatibility



For photometric files see website or contact factory.

Output Specifications (per head)

Reference Delivered Lumens	CCT	Optics	Finish
610 (ref. 3000K, M, WHS)	2700K (0.98) 3000K (1.00) 3500K (1.06)	S (0.46) M (1.00)	BLCR (0.97) BLS (0.97) WHS (1.00) CGMT (1.07) BLBA (0.98) BRBA (0.99) CHBA (1.01) SBBA (1.00)

Multipliers are indicated between brackets: ()

Example calculation, to determine typical output for 2700K, Medium, Black Structure: 610 x (0.98) x (1.00) x (0.97) = 579 lumens

Listings and Certifications

- Classified: cULus
- Dry locations



Warranty

- Visit <https://www.supermodular.com/en-us/warranty>